



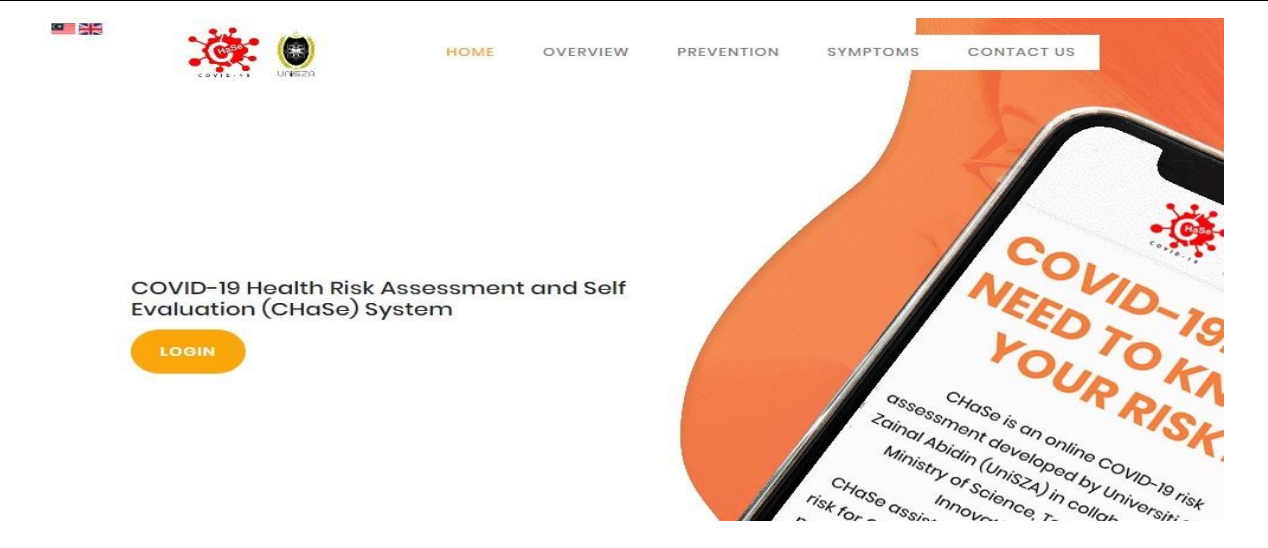

# User Manual COVID-19 Health Risk Assessment and Self Evaluation System (CHaSe)

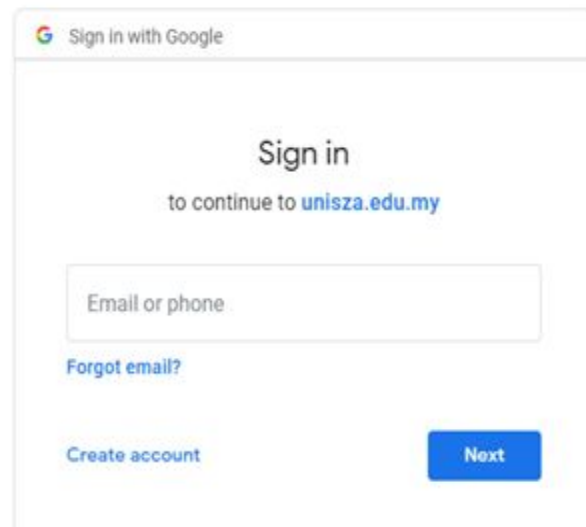
**( USER LEVEL )**

## Content

No	Description	Page
1.	1.0 Login	2
2.	2.0 User 2.1 Home Menu 2.2 Profile Menu 2.3 Logout Menu	4 9 10
3.	3.0 Other 3.1 Changes Languages	10

## 1.0 Login

	<p>Use <a href="https://mpic.chasecovid19.com">https://mpic.chasecovid19.com</a> to access CHaSe website.</p> <p>Click the <b>LOGIN</b> button to login in CHaSe system and know your health risk.</p>
	<p>Login page will appear when the <b>LOGIN</b> button is clicked.</p> <p>It will have 2 ways to login into CHaSe system. The first is using university or institution email that has been provided by university or institution.</p> <p>The second way is using a gmail account. By clicking the <b>LOGIN USING GOOGLE</b> button, the system will be directed to the gmail authentication page and it will require a valid gmail account to login.</p>



Sign in with Google

Sign in  
to continue to [unisza.edu.my](https://unisza.edu.my)

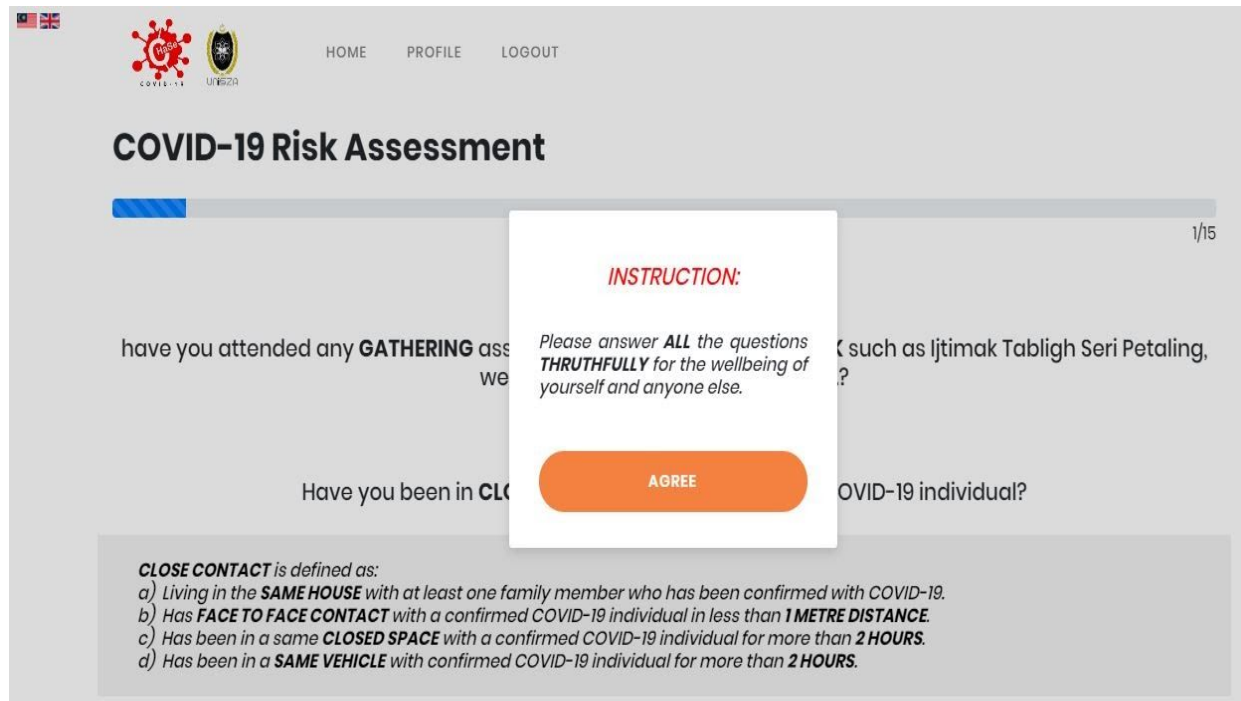
Email or phone

[Forgot email?](#)

[Create account](#) [Next](#)

This page will appear when the **LOGIN WITH GOOGLE** button is clicked. Sign in with google will need a valid google account. You must have 1 before you can sign with a google account.

When the authentication has been successful, the user will be directed to CHaSe system.



COVID-19 Risk Assessment

1/15

**INSTRUCTION:**

Please answer **ALL** the questions **THRUTHFULLY** for the wellbeing of yourself and anyone else.

[AGREE](#)

have you attended any **GATHERING** ass... such as Ijtimak Tabligh Seri Petaling, we...?

Have you been in **CLOSED SPACE** with a confirmed COVID-19 individual?

**CLOSE CONTACT** is defined as:

- a) Living in the **SAME HOUSE** with at least one family member who has been confirmed with COVID-19.
- b) Has **FACE TO FACE CONTACT** with a confirmed COVID-19 individual in less than **1 METRE DISTANCE**.
- c) Has been in a same **CLOSED SPACE** with a confirmed COVID-19 individual for more than **2 HOURS**.
- d) Has been in a **SAME VEHICLE** with confirmed COVID-19 individual for more than **2 HOURS**.

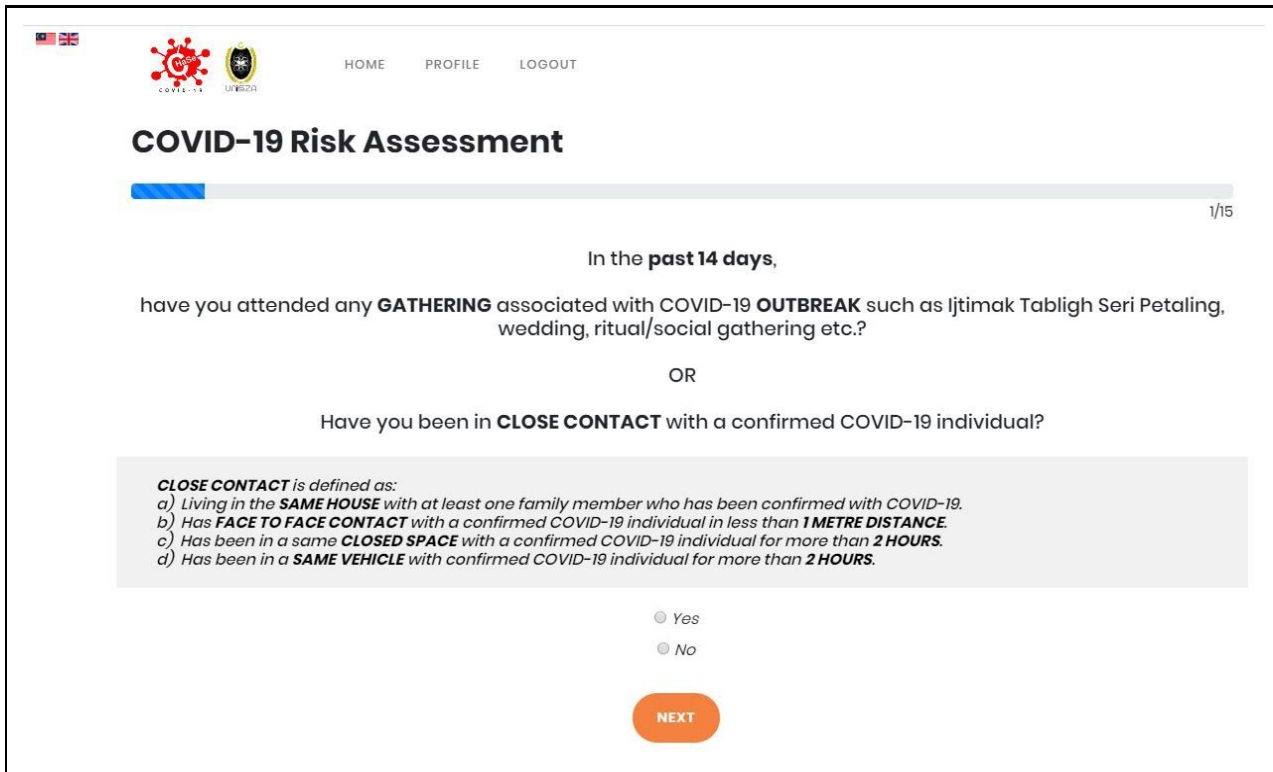
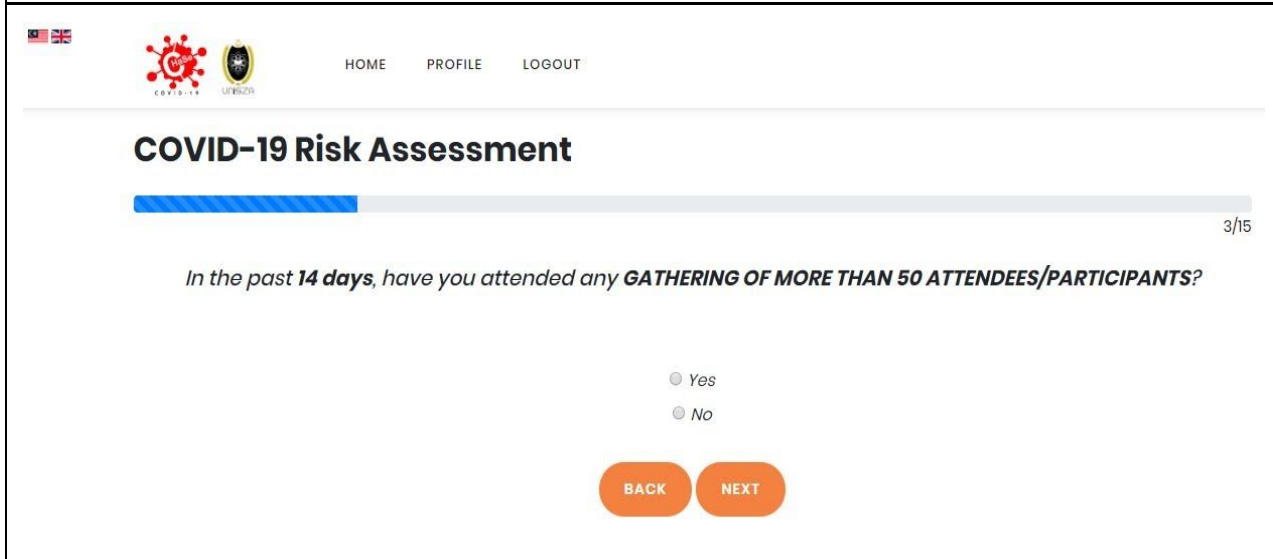
The first page of the CHaSe system, once you have successful login. This page will appear and the user needs to answer all questions before clicking another page. This is required to all registered users.

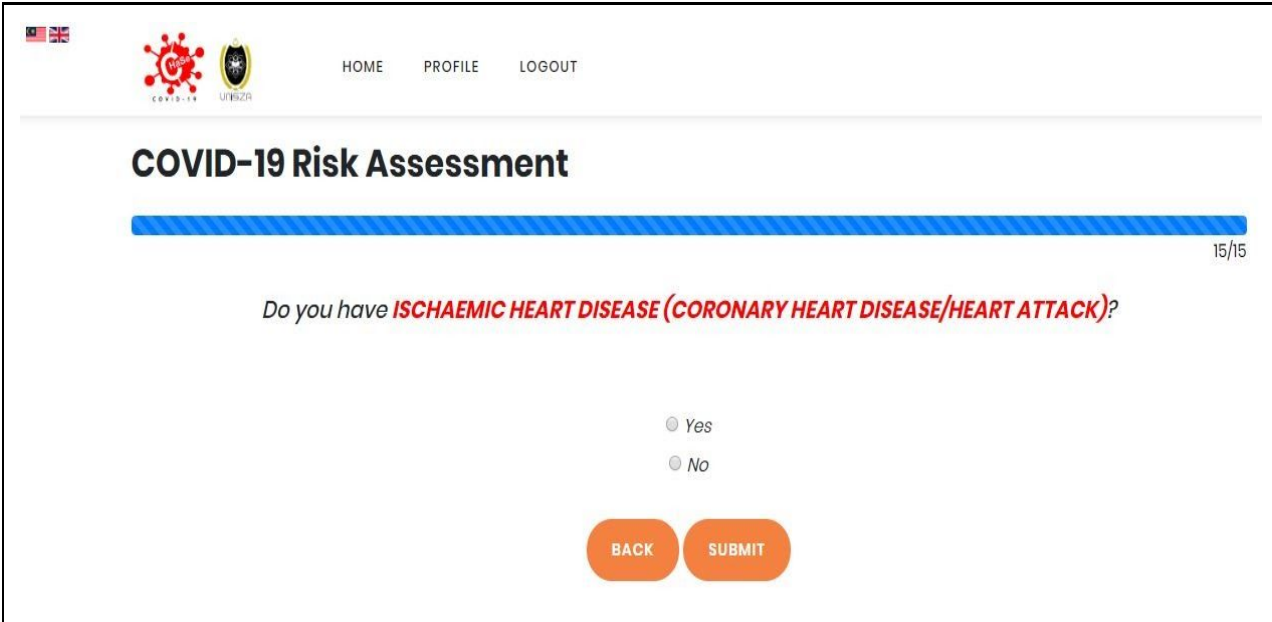
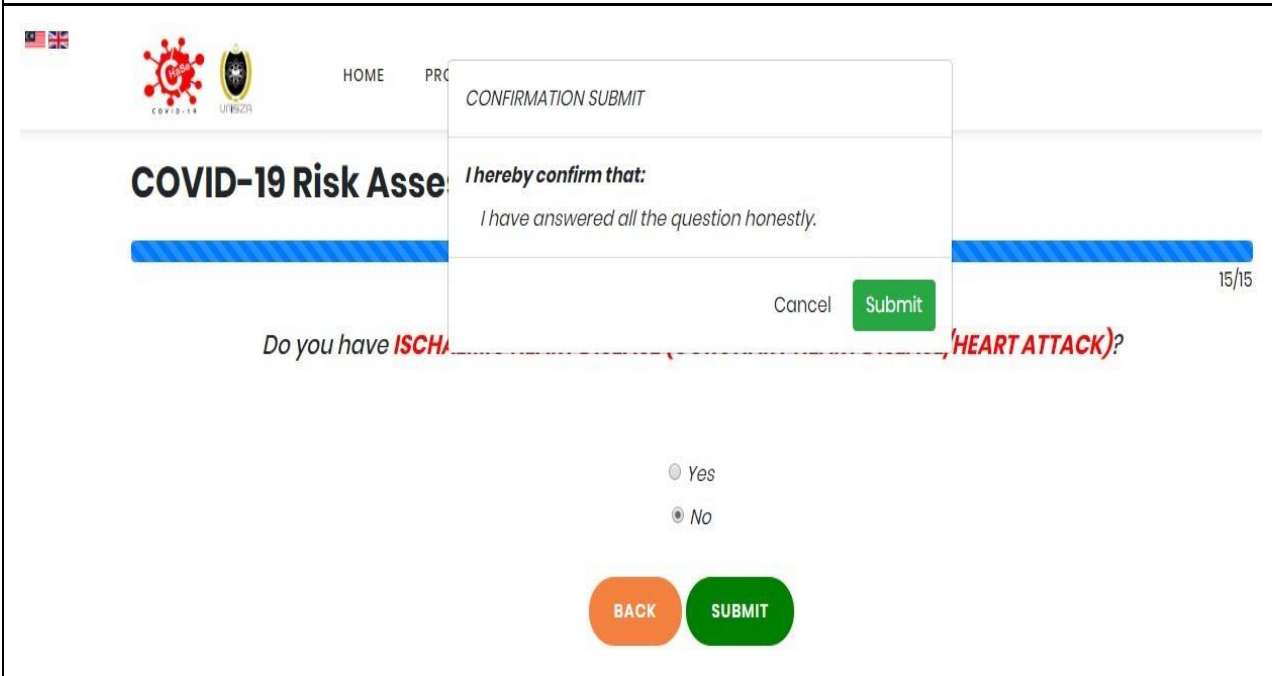
## 2.0 User

### 2.1 Home Menu




For the first time login, a user needs to answer the COVID-19 Risk Assessment questions. This question is required to be answered once per user.


	<p>Click the <b>AGREE</b> button means that you agree to answer all the questions truthfully.</p>
--	---

 <p>COVID-19 Risk Assessment</p> <p>1/15</p> <p>In the <b>past 14 days</b>,</p> <p>have you attended any <b>GATHERING</b> associated with COVID-19 <b>OUTBREAK</b> such as Ijtima Tabligh Seri Petaling, wedding, ritual/social gathering etc.?</p> <p>OR</p> <p>Have you been in <b>CLOSE CONTACT</b> with a confirmed COVID-19 individual?</p> <p><b>CLOSE CONTACT</b> is defined as:</p> <ul style="list-style-type: none"> <li>a) Living in the <b>SAME HOUSE</b> with at least one family member who has been confirmed with COVID-19.</li> <li>b) Has <b>FACE TO FACE CONTACT</b> with a confirmed COVID-19 individual in less than <b>1 METRE DISTANCE</b>.</li> <li>c) Has been in a same <b>CLOSED SPACE</b> with a confirmed COVID-19 individual for more than <b>2 HOURS</b>.</li> <li>d) Has been in a <b>SAME VEHICLE</b> with confirmed COVID-19 individual for more than <b>2 HOURS</b>.</li> </ul> <p><input type="radio"/> Yes</p> <p><input type="radio"/> No</p> <p>NEXT</p>	<p>Choose an answer for Yes or No type of question and fill the answer for the blank type of question.</p> <p>Click the <b>NEXT</b> button to answer the next question.</p>
 <p>COVID-19 Risk Assessment</p> <p>3/15</p> <p>In the <b>past 14 days</b>, have you attended any <b>GATHERING OF MORE THAN 50 ATTENDEES/PARTICIPANTS</b>?</p> <p><input type="radio"/> Yes</p> <p><input type="radio"/> No</p> <p>BACK NEXT</p>	<p>Click the <b>BACK</b> button to go to the previous question in case you want to change your answer for the previous question.</p>

	<p>Click the <b>SUBMIT</b> button to submit your answers.</p>
	<p>Before submitting your answers, there is a confirmation submit pop-up. Click <b>Submit</b> to confirm submit your answers or <b>Cancel</b> to cancel submit your answers.</p>

After answering all of the COVID-19 Risk Assessment questions, there are some interfaces as below. These interfaces also will be shown at Home Menu for the user that already answered the COVID-19 Risk Assessment questions after successful login the system.

HOME PROFILE LOGOUT

**Low Risk**

Name : \_\_\_\_\_

IC / Passport No : \_\_\_\_\_

Date : 2020-04-12 22:24:32

### YOUR RESULT

Your risk of getting COVID-19 is **LOW**.


[Your next steps](#)

- Please monitor your health status through the CHaSe **Self-Monitoring** module daily (until further notice).

AND

- You are advised to practice **preventive measures** to avoid getting infected.

### YOUR RISK LEVEL








## SELF-MONITORING

**INSTRUCTION :**  
Please update self-checklist below daily.

**UPDATE SELF-MONITORING**

Show  entries Search:

Date	Risk	Report
2020-04-12 22:24:32	 Low Risk	<a href="#">View Details</a>
2020-04-10 01:58:18	 Moderate Risk	<a href="#">View Details</a>
2020-04-10 01:57:29	 Low Risk	<a href="#">View Details</a>
2020-04-10 01:56:23	 Low Risk	<a href="#">View Details</a>
2020-04-09 23:21:38	 Low Risk	<a href="#">View Details</a>

Showing 1 to 5 of 5 entries Previous  Next

Section above is the latest result for the daily self-monitoring. If you still not update the daily self-monitoring, the result will show the COVID-19 Risk Assessment.

You need to update the self-monitoring daily by clicking the **UPDATE SELF-MONITORING** button.

Based on the content in the self-monitoring section, the most bottom report is the report for the COVID-19 Risk Assessment and the others are the report for the Daily Self-Monitoring. Note that the results are shown in descending order based on the date of answering the question.

If you want to see the report details, click the **View Details** button.

### Result Details

Nama :

IC / Passport No :

Tarikh : 2020-04-12 22:24:32



Low Risk

## YOUR RESULT

Your risk of getting COVID-19 is **LOW**.

### Your next steps

- Please monitor your health status through the CHaSe **Self-Monitoring** module daily (until further notice).

AND

- You are advised to practice **preventive measures** to avoid getting infected.

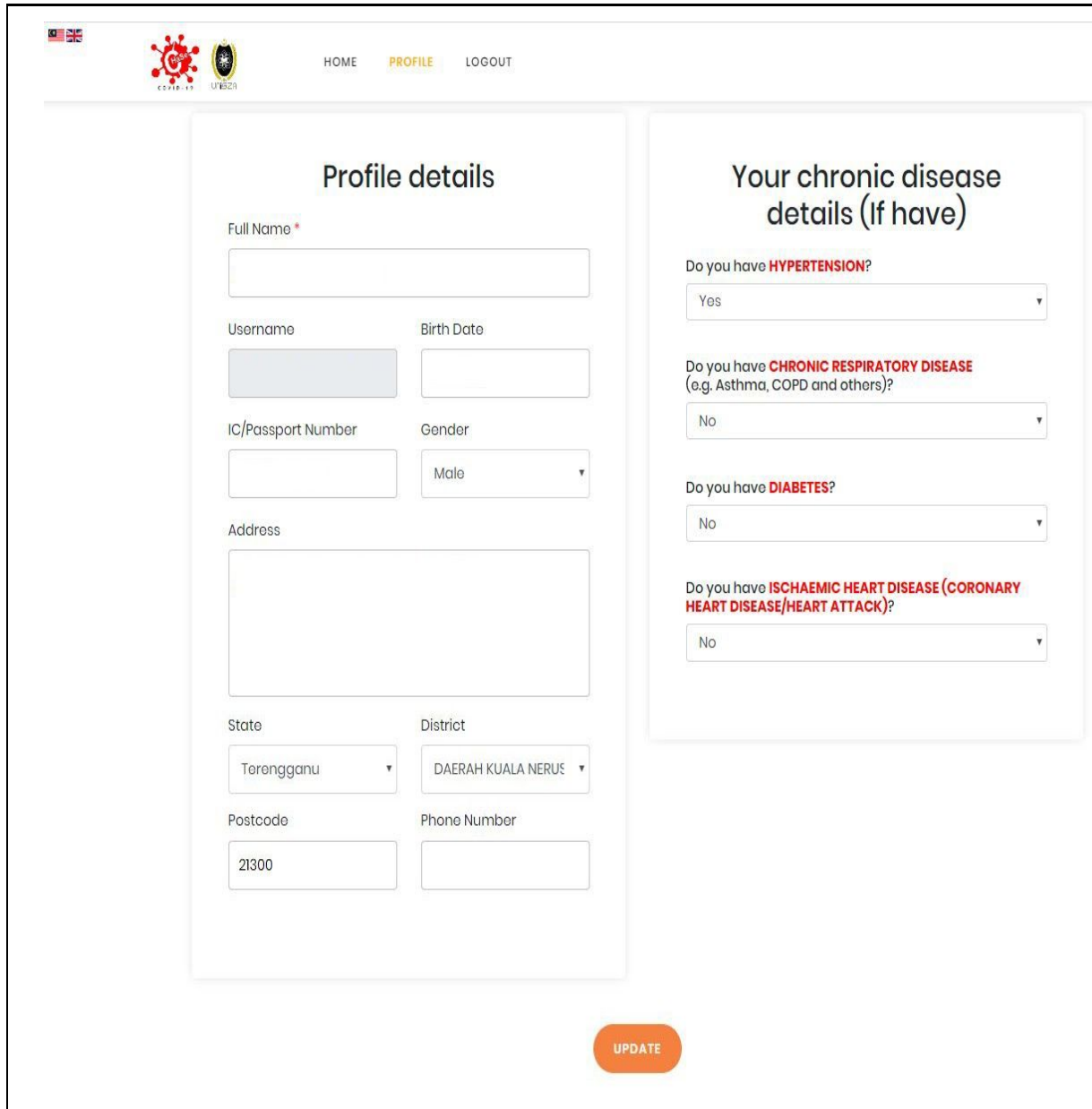


No.	Question	Answered
1	In the past <b>14 days</b> , have you attended any <b>GATHERING OF MORE THAN 50 ATTENDEES/PARTICIPANTS</b> ?	- No
2	In the <b>past 14 days</b> , have you attended any <b>GATHERING</b> associated with COVID-19 <b>OUTBREAK</b> such as Ijtima Tabligh Seri Petaling, wedding, ritual/social gathering etc.? OR Have you been in <b>CLOSE CONTACT</b> with a confirmed COVID-19 individual?	- No
3	Duration of exposure with a confirmed COVID-19 individual: _____ minutes.	- None
4	In the <b>past 14 days</b> , have you been in/travelled to <b>OVERSEAS</b> ?	- No
5	Are you <b>CURRENTLY</b> experiencing <b>FEVER</b> ?	- No
6	Are you <b>CURRENTLY</b> experiencing <b>DRY COUGH</b> ?	- No
7	Are you <b>CURRENTLY</b> experiencing <b>SORE THROAT</b> ?	- No
8	Are you <b>CURRENTLY</b> experiencing <b>DIFFICULTY IN BREATHING</b> ?	- No
9	Are you <b>CURRENTLY</b> experiencing <b>FATIGUE OR MUSCLE PAIN</b> ?	- No
10	Are you <b>CURRENTLY</b> experiencing <b>HEADACHE</b> ?	- No
11	Are you <b>CURRENTLY</b> experiencing <b>REDUCED OR LOSS SENSE OF SMELL</b> ?	- No
12	Do you have <b>HYPERTENSION</b> ?	- Yes
13	Do you have <b>CHRONIC RESPIRATORY DISEASE</b> (e.g. Asthma, COPD and others)?	- No
14	Do you have <b>DIABETES</b> ?	- No
15	Do you have <b>ISCHAEMIC HEART DISEASE (CORONARY HEART DISEASE/HEART ATTACK)</b> ?	- No
16	Pulse rate per minute: _____	- 80
17	Breathing rate per minute: _____	- 12

There are the details for the report that you have chosen to view the details. A list of answers for each question that you have answered also included in this page.

Click the **BACK** button to go to the previous page.

## 2.2 Profile Menu




The screenshot displays a web application interface for a COVID-19 risk assessment. At the top, there is a navigation bar with a logo on the left and three links: HOME, PROFILE (highlighted in yellow), and LOGOUT. Below the navigation bar, the interface is divided into two main sections. The left section, titled 'Profile details', contains several input fields: 'Full Name \*' (a text box), 'Username' (a text box with a grey background), 'Birth Date' (a text box), 'IC/Passport Number' (a text box), 'Gender' (a dropdown menu with 'Male' selected), 'Address' (a large text area), 'State' (a dropdown menu with 'Terengganu' selected), 'District' (a dropdown menu with 'DAERAH KUALA NERUS' selected), 'Postcode' (a text box with '21300' entered), and 'Phone Number' (a text box). The right section, titled 'Your chronic disease details (If have)', contains three questions, each with a dropdown menu: 'Do you have HYPERTENSION?' (dropdown with 'Yes' selected), 'Do you have CHRONIC RESPIRATORY DISEASE (e.g. Asthma, COPD and others)?' (dropdown with 'No' selected), and 'Do you have DIABETES?' (dropdown with 'No' selected). Below these sections, there is a large orange button labeled 'UPDATE'.

There are two sections of information here. The left section shows your profile details and the right section shows your chronic disease details.

If you have not answered the COVID-19 Risk Assessment yet, the right section that shows your chronic disease details will be hidden. Note that this chronic disease details will affect your result after you have answered the COVID-19 Risk Assessment and the Daily Self-Monitoring questions.


Click the **UPDATE** button to update the information.

## 2.3 Logout Menu

	<p>On the menu bar, there are 3 options that are home, profile, and logout. Logout out menu is used to clear all the sessions and cookies created by the system. So when the user is already done doing the assessment, please logout the system before the user closes the application. It is important to every user to logout the system.</p>
---	--

### 3.0 Other

#### 3.1 Changes Languages

	<p>Right on the top of the menu bar, there are 2 flags, which are used to change the languages either malay or english.</p> <p>Users can change languages by clicking the flag.</p>
--	---